

**Krono**design®  
Worktop Collection

**DERA**iam

**krono**spann

**Beautiful. Practical.  
Antibacterial**

MADE IN THE UK





Design to inspire

The dream kitchen needs to have the perfect ingredients. The right worktops can provide the finishing touch, or even be the focus for the overall design. Take a look at our range of stunning on-trend finishes, built on decades of product research and understanding. These worktops look sensational, plus you can be confident of an exceptional performance in the kitchen, utilising technically brilliant and durable construction. We control all aspects of production from sourcing sustainable materials to manufacturing in our own UK factory. That’s the winning recipe; outstanding and inspirational decors combined with a solid structure at a reasonable price.

CONTENTS

Introduction	3
Features	6
Stone	10
Concrete and Steel	18
Woodgrain	24
Summmary	30
Textures	31
Profiles	32
Maintenance	34
Environment	34

Cover:  
**K368 PH**  
**Grey Atlantic Marble**

Left:  
**K370 SM**  
**Noir Deluxe**

Right:  
**K366 FP**  
**Fossil Evoke Oak**





# Inspiration for every taste

From the warm welcome of classic woodgrains to a cool, contemporary stone or metallic, these worktops provide an eye-catching feature to any kitchen concept. We have a fabulous range of designer decors, including the latest character Endgrain Oak woodgrain, beautiful marble effects and ultra chic concretes. Developed from our ongoing design journey, taking influences from around the globe, talking to designers and checking out the latest design exhibitions, you can be sure to find inspiration in our worktops that can lead to a whole new direction.


As you would expect from Kronodesign, good looks are just for starters, our high pressure laminate worktops set the benchmark for durable, high quality construction. Made in the UK from the latest technology high pressure laminate, they are robustly water, heat and abrasion resistant, and built to last with a sealed back edge, and either a laminate wraparound or a high quality bonded ABS front edge. All worktops also have a sealed under edge to prevent the penetration of moisture and steam.

Utilising our own high quality environmentally friendly Particleboard at the core, we are reassuringly green too.



Left:  
**K371 PH**  
**White Valley Granite**

Right:  
**K369 PH**  
**Cloud Nebula**  
**K217 GM**  
**White Andromeda**  
**K370 SM**  
**Noir Deluxe**  
**K352 PH**  
**Iron Flow**  
**K366 FP**  
**Fossil Evoke Oak**





# Beautifully designed with anti-bacterial surfaces

All our worktops are inherently hygienic and can be disinfected, due to the density of their surface and ease of cleaning. They have also been tested in accordance with the internationally recognised ISO 22196:2011. This standard evaluates the antibacterial activity and measures the reduction in bacteria over a 24 hour period, as well as the effectiveness of the antibacterial properties on the surface. The antibacterial protection on the surface of our worktops delays the growth of up to 99.9% of the most frequent bacteria, such as Streptococcus Faecalis & Escherichia Coli. This makes them especially suitable for use in the home as well as shops, restaurants, hospitals and other public institutions.

This latest worktop collection also looks great with a level of quality that you can feel. Not just the beautiful textures but a reassuring solidity that appeals to all the senses. We manufacture the core product as well as the surface at our state-of-the-art UK production facility, so we can keep total control of the standard of construction. We maintain certification to the Furniture Industry Research Association (FIRA) Gold Worktop Technical specification FPG S008 and hold British Standard Certification BS EN438-1: 2005.

Durability, solidity, beauty and safety combine to set the benchmark for high quality construction that underpins the integrity of all our worktops, and gives a standard of finish you can depend on. Our postformed worktops are produced with a special HDF strip, which strengthens the front edge of the worktop. This technical innovation enhances the quality of the profile and increases the impact resistance of the board. A special silicone strip is placed underneath the profiled edge along the entire worktop length, forming a drip barrier and protecting it against water ingress.



## FEATURES



STAIN RESISTANT



EASY TO CLEAN



HYGIENIC



HEAT RESISTANT



ANTIBACTERIAL

Right:  
K369 PH  
Cloud Nebula





## A bold new generation of decors

Too perfect is just a little bit bland and boring isn't it. What really catches the eye are the small details; the knots and splits in a piece of character oak, the unexpected faults in a swirling marble. The little marks that give a decor a connection to reality, a step away from the uniformity of mass production. So take a closer look at some of our bold new decors, the raw beauty of Coast Evoke Oak or the naturally chaotic patterns in Cloud Nebula. Or if a little bling is more your thing check out the beautifully reflective metallic flecks in the Andromedas. Whatever your preference the attraction is in the detail.

**K366 FP**  
**Fossil Evoke Oak**



Stone.  
Contemporary yet ageless

Have the luxurious look of stone without the hefty weight and costs. From the drama and glamour of granite to the beauty and expressive character of marble, there are a range of shades and tones to suit any scheme. Add a choice of realistic textures and you're in touch with a superb selection of the modern or the classic.


Below left:  
K371 PH  
White Valley Granite

Below:  
K368 PH  
Grey Atlantic Marble

Right:  
K372 GM  
Grey Andromeda








Left:  
**K369 PH**  
**Cloud Nebula**

Above right:  
**K370 SM**  
**Noir Deluxe**

Right:  
**K368 PH**  
**Grey Atlantic Marble**



Stone




8685 RS Snow White



K217 GG;GM White Andromeda



K023 SU; SQ Venato



K095 SU Light Terrazzo Marble



K209 RS Crema Limestone



K369 PH Cloud Nebula



K367 PH Cream Navona



K103 SL Light Lunar Stone



K371 PH White Valley Granite



K208 RS Calcareo



K024 SU Beige Pietra Marble



K093 SL Grey Emperador Marble



K368 PH Grey Atlantic Marble



Stone




K207 RS Grey Galaxy



K372 GM Grey Andromeda



K026 SU Grey Pietra Marble



K102 SU Dark Terrazzo Marble



K203 PE Anthracite Granite



K213 RS Dark Tivoli




K025 SU Brown Pietra Marble



K104 SL Dark Lunar Stone



K094 SL Riven Slate



K370 SM Noir Deluxe



K211 PE Black Porphyry



K210 CR Black Flint



K218 GG;GM Black Andromeda



A new industrial revolution built on concrete and steel

The re-imagining of industrial city centres has led to a design trend all of its own. Now you can have the look without the hassle, and take the style statement of concrete or steel worktops to your kitchen. Unique shades and textures create tasteful yet practical versions of this modern classic to transform any space.

Below Left:  
**K200 RS**  
**Light Grey Concrete**  
Below:  
**K205 RS**  
**Black Concrete**  
Right:  
**K349 PH**  
**Silk Flow**







Left:  
**K352 PH**  
**Iron Flow**

Above right:  
**K201 RS**  
**Dark Grey Concrete**

Right:  
**K200 RS**  
**Light Grey Concrete**





Concrete & Steel




K349 PH Silk Flow



K028 SU Portland



4298 UE Light Atelier



0859 PE Platinum



K200 RS Light Grey Concrete




K352 PH Iron Flow



K202 RS Rusty Steel



4299 UE Dark Atelier



K201 RS Dark Grey Concrete



K205 RS Black Concrete



Bring the warmth of wood to your kitchen

Woodgrains are an ongoing favourite for a number of reasons; their character, warmth and colour bring a reassuringly practical dimension to the kitchen. Woodgrains can be more than traditional, intriguing endgrains and block woods give a new twist, as do the on-trend grey tones. It's wood, but with the wow factor.


Left:  
**K366 FP**  
**Fossil Evoke Oak**

Below:  
**K105 FP**  
**Raw Endgrain Oak**

Right:  
**K365 FP**  
**Coast Evoke Oak**







Left:  
**K365** FP  
**Coast Evoke Oak**

Top right:  
**K029** SU  
**Linen Block Wood**

Right:  
**K366** FP  
**Fossil Evoke Oak**



Woodgrains



K027 SU Formed Wood



K107 FP Elegance Endgrain Oak



K013 SU Sand Artisan Beech



5527 FP Stone Oak



K003 FP Gold Craft Oak



K365 FP Coast Evoke Oak



K091 FP Light Porterhouse Oak



K206 PE Porterhouse Walnut



K092 FP Dark Porterhouse Oak



K029 SU Linen Block Wood



K002 FP Grey Craft Oak



K105 FP Raw Endgrain Oak



K366 FP Fossil Evoke Oak



K030 SU Java Block Wood



K016 SU Carbon Marine Wood




K105 FP  
Raw Endgrain Oak



Summary

Code	Texture	Decor	Worktops		Breakfast Bar				Upstands
			ABS Square Edge		Postformed				4100 x 100
			Format (mm)	4100 x 600	4100 x 600	4100 x 650	4100 x 900	4100 x 650	
			Thickness (mm)	38	38	38	38	38	
			Profile Radius (mm)	1.5	3	1.5	1.5	3	
0859	PE	Platinum			•			•	•
4298	UE	Light Atelier			•			•	•
4299	UE	Dark Atelier			•			•	•
5527	FP	Stone Oak			•			•	•
8685	RS	Snow White			•			•	•
K002	FP	Grey Craft Oak			•			•	•
K003	FP	Gold Craft Oak			•			•	•
K013	SU	Sand Artisan Beech			•			•	•
K016	SU	Carbon Marine Wood			•			•	•
K023	SU	Venato			•			•	•
K023	SQ	Venato			•			•	•
K024	SU	Beige Pietra Marble			•			•	•
K025	SU	Brown Pietra Marble			•			•	•
K026	SU	Grey Pietra Marble			•			•	•
K027	SU	Formed Wood			•			•	•
K028	SU	Portland			•			•	•
K029	SU	Linen Block Wood			•			•	•
K030	SU	Java Block Wood			•			•	•
K091	FP	Light Porterhouse Oak			•			•	•
K092	FP	Dark Porterhouse Oak			•			•	•
K093	SL	Grey Emperador Marble		•		•	•		•
K094	SL	Riven Slate		•		•	•		•
K095	SU	Light Terrazzo Marble			•			•	•
K102	SU	Dark Terrazzo Marble			•			•	•
K103	SL	Light Lunar Stone		•		•	•		•
K104	SL	Dark Lunar Stone		•		•	•		•
K105	FP	Raw Endgrain Oak		•		•	•		•
K107	FP	Elegance Endgrain Oak		•		•	•		•
K200	RS	Light Grey Concrete		•		•	•		•
K201	RS	Dark Grey Concrete			•			•	•
K202	RS	Rusty Steel			•			•	•
K203	PE	Anthracite Granite			•			•	•
K205	RS	Black Concrete			•			•	•
K206	PE	Porterhouse Walnut			•			•	•
K207	RS	Grey Galaxy			•			•	•
K208	RS	Calcareo			•			•	•
K209	RS	Crema Limestone			•			•	•
K210	CR	Black Flint			•			•	•
K211	PE	Black Porphyry			•			•	•
K213	RS	Dark Tivoli			•			•	•
K217	GG	White Andromeda			•			•	•
K217	GM	White Andromeda	NEW	•		•	•		•
K218	GG	Black Andromeda			•			•	•
K218	GM	Black Andromeda	NEW	•		•	•		•
K349	PH	Silk Flow	NEW	•		•	•		•
K352	PH	Iron Flow	NEW	•		•	•		•
K365	FP	Coast Evoke Oak	NEW	•		•	•		•
K366	FP	Fossil Evoke Oak	NEW	•		•	•		•
K367	PH	Cream Navona	NEW		•			•	•
K368	PH	Grey Atlantic Marble	NEW		•			•	•
K369	PH	Cloud Nebula	NEW		•			•	•
K370	SM	Noir Deluxe	NEW		•			•	•
K371	PH	White Valley Granite	NEW		•			•	•
K372	GM	Grey Andromeda	NEW	•		•	•		•

Textures



**Slate (SL)**  
Deep slate texture that reflects the distinctive look and feel of weathered stone.




**Fine Pore (FP)**  
A understated delicate wood pore that refines the decor.



**Rough Stone (RS)**  
Soft riven slate type texture. Suitable for natural stone decors.



**Perl (PE)**  
A subtle, burnished surface detail.



**Used Effect (UE)**  
A burnished surface finish, that give an extra degree of patina to stone and metal decors.



**Silk Matt (SM)**  
Elegant semi-matt finish with a smooth silky touch.



**Super Matt (SU)**  
Texture combining matt effect with smooth, high-grade optics for a resplendent appearance.



**Gloss (SQ)**  
A gloss finish to enhance and compliment the effect of the decor.



**Crystal (CR)**  
A sophisticated texture that offers a delicate surface shimmer.



**Glitter Gloss (GG)**  
High gloss surface, enhanced with a fine amount of shiny real aluminium bits and sparkling glitter finish suitable for stone decors.



**Glitter Matt (GM)**  
This elegant matt texture, combining a soft, silky touch with the eye-catching and subtle sparkle of aluminum flecks.



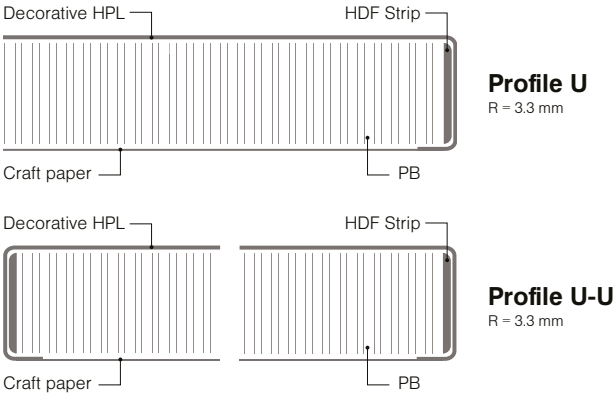
**Palazzo Touch (PH)**  
Inspired by vintage marble and soapstone textures, the dual gloss surface replicates natural cracks and indentations with a burnished, waxy touch.



Worktop profiles

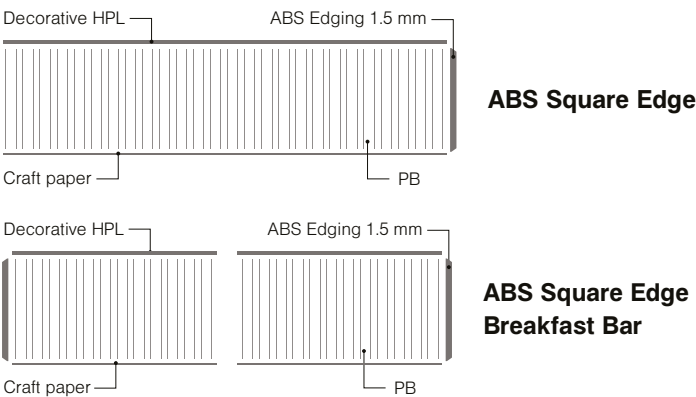
Post-formed

Post-formed worktops are based on raw particleboard covered with a decorative HPL laminate and strengthened on the front with a special strip, making them ideal for counters in kitchens, offices and shops.



ABS Square Edge

This is the modern version of a worktop and features a straight edge and 1.5mm ABS edging that gives a sturdy, square look. The simple, cleaner lines make these worktops perfect for any contemporary or minimalist kitchen design.



Top: **K095 SU**  
**Light Terrazzo Marble**  
Above: **K105 FP**  
**Raw Endgrain Oak**  
Right: **K365 FP**  
**Coast Evoke Oak**





We take care

Care for your health

The proven and certified antibacterial properties of our worktops promise more hygienic surfaces in the home, helping create a safer and healthier environment. These are worktops designed for your wellbeing.

Care for your worktop

Kronodesign® worktops are easy to maintain, simply use a damp cloth and a mild detergent or non-abrasive cleaner to keep the surface clean and hygienic.

Stubborn stains should be removed immediately (the use of abrasive cleaners should be avoided).

Whilst your worktop is resistant to high temperatures, you should always put hot objects on to heat resistant mats or trivets. Our gloss finish will enhance and compliment the effect of the decor, however it is advisory to take extra care with gloss finish worktops as they are more prone to marking. Try to avoid sliding objects across the surface of the laminate. To prevent damaging the surface, always use a chopping board for preparing food. Full details for care and maintenance can be found in the Care Guide included with every worktop or discuss with your retailer.

Care for your environment

We only supply FSC® certified wood products. All of our timber inputs are either traceable to a forest that is managed sustainably, or recycled waste wood diverted from landfill. We monitor our use of water and energy constantly to identify opportunities to reduce usage and have invested heavily in processes that generate energy from woodbased carbon neutral fuel, significantly reducing carbon emissions. Our products are also lifecycle stretching, acting as a carbon sink that at some point in the future can be further recycled or burnt for fuel.

Sample swatches

We are happy to supply a sample of any of the Kronodesign® decors, please visit: [kronospan-express.com](http://kronospan-express.com)



Above:  
**K352 PH**  
**Iron Flow**

Right:  
**K371 PH**  
**White Valley Granite**





---

**National Sales Line**

Tel: 01257 478540  
Fax: 01257 478550  
Email: [sales@deralam.co.uk](mailto:sales@deralam.co.uk)

**Head office  
Northern depot**

West Coast Park,  
Bradley Lane,  
Standish, Wigan,  
Lancashire  
WN6 0YR

**Midlands depot**

Crowcrofts Road  
Newstead Industrial Estate  
Trentham  
Stoke-on-Trent  
ST4 8JA

**Southern depot**

Units 10-10a,  
Foster Avenue,  
Woodside Park,  
Dunstable,  
Bedfordshire  
LU5 5TA



**Get the Kronodesign® App** NEW FEATURES  
Create stunning layouts with the newest feature  
of our mobile app. Use your own images and  
mix and match them with our new decors.

